

Food Allergy Action Plan

Name: _____ D.O.B.: ____/____/____

Allergy to: _____

Weight: _____ lbs. Asthma: Yes (higher risk for a severe reaction) No

Place
Student's
Picture
Here

Extremely reactive to the following foods: _____

THEREFORE:

- If checked, give epinephrine immediately for ANY symptoms if the allergen was *likely* eaten.
- If checked, give epinephrine immediately if the allergen was *definitely* eaten, even if no symptoms are noted.

Any SEVERE SYMPTOMS after suspected or known ingestion:

One or more of the following:

- LUNG: Short of breath, wheeze, repetitive cough
- HEART: Pale, blue, faint, weak pulse, dizzy, confused
- THROAT: Tight, hoarse, trouble breathing/swallowing
- MOUTH: Obstructive swelling (tongue and/or lips)
- SKIN: Many hives over body

Or combination of symptoms from different body areas:

- SKIN: Hives, itchy rashes, swelling (e.g., eyes, lips)
- GUT: Vomiting, crampy pain



1. INJECT EPINEPHRINE IMMEDIATELY

- 2. Call 911
- 3. Begin monitoring (see box below)
- 4. Give additional medications:*
 - Antihistamine
 - Inhaler (bronchodilator) if asthma

*Antihistamines & inhalers/bronchodilators are not to be depended upon to treat a severe reaction (anaphylaxis). USE EPINEPHRINE.

MILD SYMPTOMS ONLY:

- MOUTH: Itchy mouth
- SKIN: A few hives around mouth/face, mild itch
- GUT: Mild nausea/discomfort



1. GIVE ANTIHISTAMINE

- 2. Stay with student; alert healthcare professionals and parent
- 3. If symptoms progress (see above), USE EPINEPHRINE
- 4. Begin monitoring (see box below)

Medications/Doses

Epinephrine (brand and dose): _____

Antihistamine (brand and dose): _____

Other (e.g., inhaler-bronchodilator if asthmatic): _____

Monitoring

Stay with student; alert healthcare professionals and parent. Tell rescue squad epinephrine was given; request an ambulance with epinephrine. Note time when epinephrine was administered. A second dose of epinephrine can be given 5 minutes or more after the first if symptoms persist or recur. For a severe reaction, consider keeping student lying on back with legs raised. Treat student even if parents cannot be reached. See back/attached for auto-injection technique.

Parent/Guardian Signature _____

Date _____

Physician/Healthcare Provider Signature _____

Date _____

TURN FORM OVER

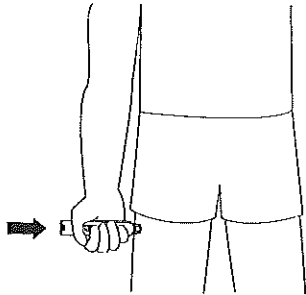
Form provided courtesy of FAAN (www.foodallergy.org) 7/2010

EPIPEN Auto-Injector and EPIPEN Jr Auto-Injector Directions

- First, remove the EPIPEN Auto-Injector from the plastic carrying case
- Pull off the blue safety release cap



- Hold orange tip near outer thigh (always apply to thigh)



- Swing and firmly push orange tip against outer thigh. Hold on thigh for approximately 10 seconds. Remove the EPIPEN Auto-Injector and massage the area for 10 more seconds



DEY® and the Dey logo, EpiPen®, EpiPen 2-Pak®, and EpiPen Jr 2-Pak® are registered trademarks of Dey Pharma, L.P.

Twinject® 0.3 mg and Twinject® 0.15 mg Directions



Remove caps labeled "1" and "2."

Place rounded tip against outer thigh, press down hard until needle penetrates. Hold for 10 seconds, then remove.



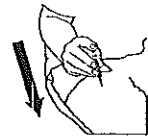
SECOND DOSE ADMINISTRATION:
If symptoms don't improve after 10 minutes, administer second dose:

Unscrew rounded tip. Pull syringe from barrel by holding blue collar at needle base.

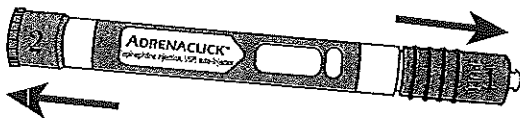


Slide yellow collar off plunger.

Put needle into thigh through skin, push plunger down all the way, and remove.



Adrenaclick™ 0.3 mg and Adrenaclick™ 0.15 mg Directions



Remove GREY caps labeled "1" and "2."



Place RED rounded tip against outer thigh, press down hard until needle penetrates. Hold for 10 seconds, then remove.

A food allergy response kit should contain at least two doses of epinephrine, other medications as noted by the student's physician, and a copy of this Food Allergy Action Plan.

A kit must accompany the student if he/she is off school grounds (i.e., field trip).

Contacts

Call 911 (Rescue squad: () -) Doctor: _____
Parent/Guardian: _____

Phone: () - _____
Phone: () - _____

Other Emergency Contacts

Name/Relationship: _____
Name/Relationship: _____

Phone: () - _____
Phone: () - _____